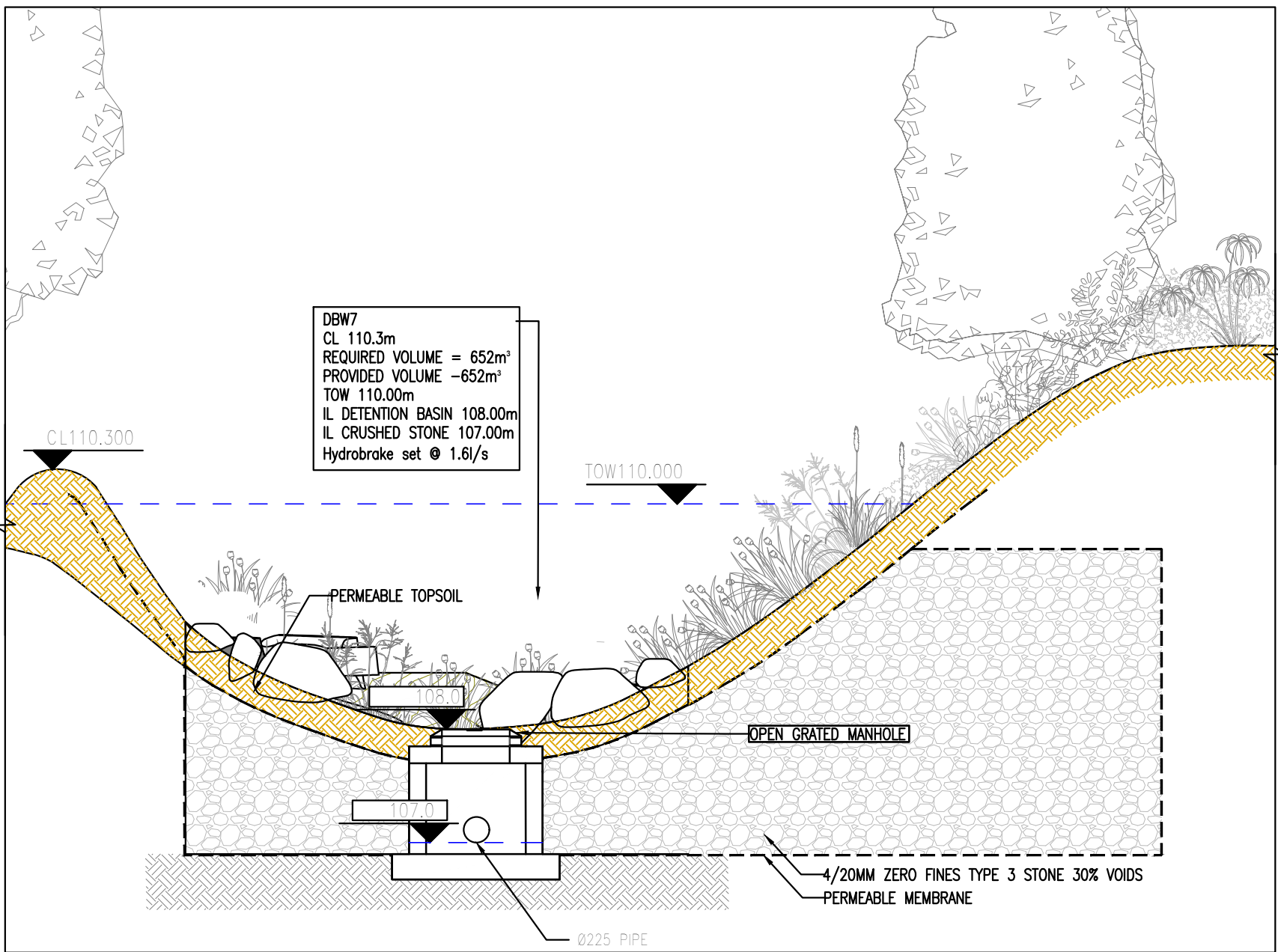


NOTES:

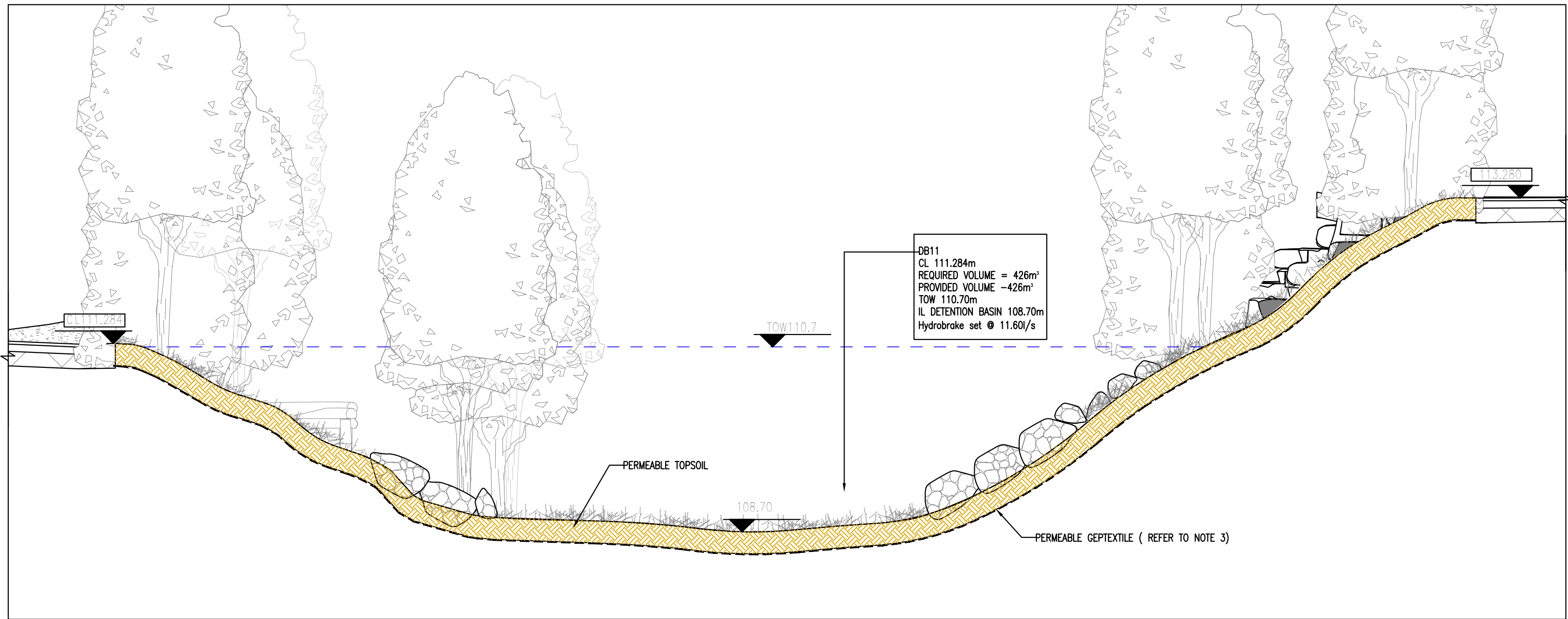
1. DO NOT SCALE, USE FIGURED DIMENSIONS ONLY.
2. THIS DRAWING IS TO BE READ IN CONJUNCTION WITH ALL OTHER RELEVANT ARCHITECTURAL AND ENGINEERING DRAWINGS.
3. IF THE GROUND WATER IS FOUND TO BE WITHIN 1M OF THE BASE OF SUDS SYSTEM, AN IMPERMEABLE GEOMEMBRANE WILL BE USED IN PLACE OF THE GEOTEXTILE.



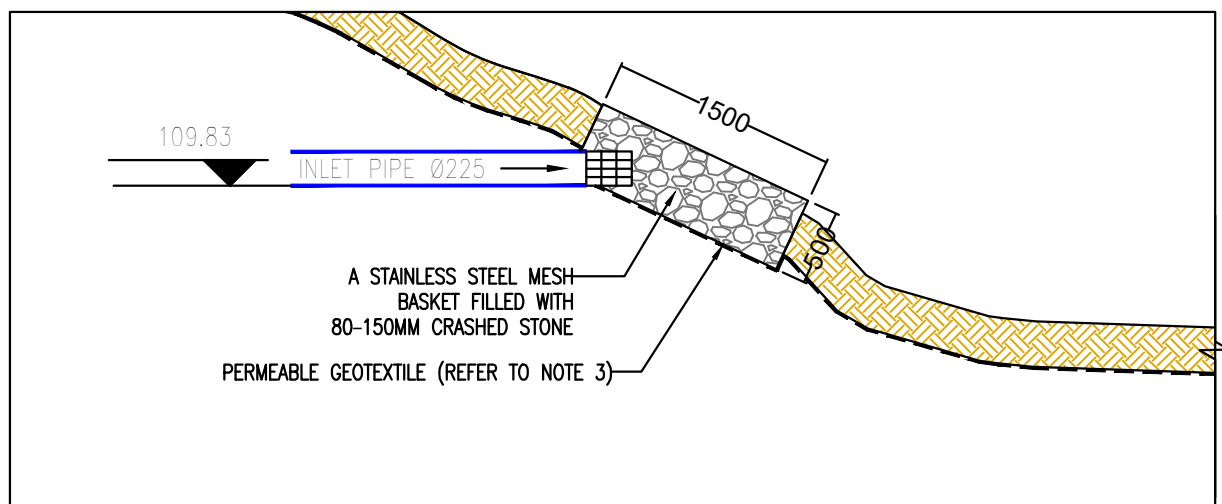
WEST SIDE KEY MAP  
SCALE 1:2000



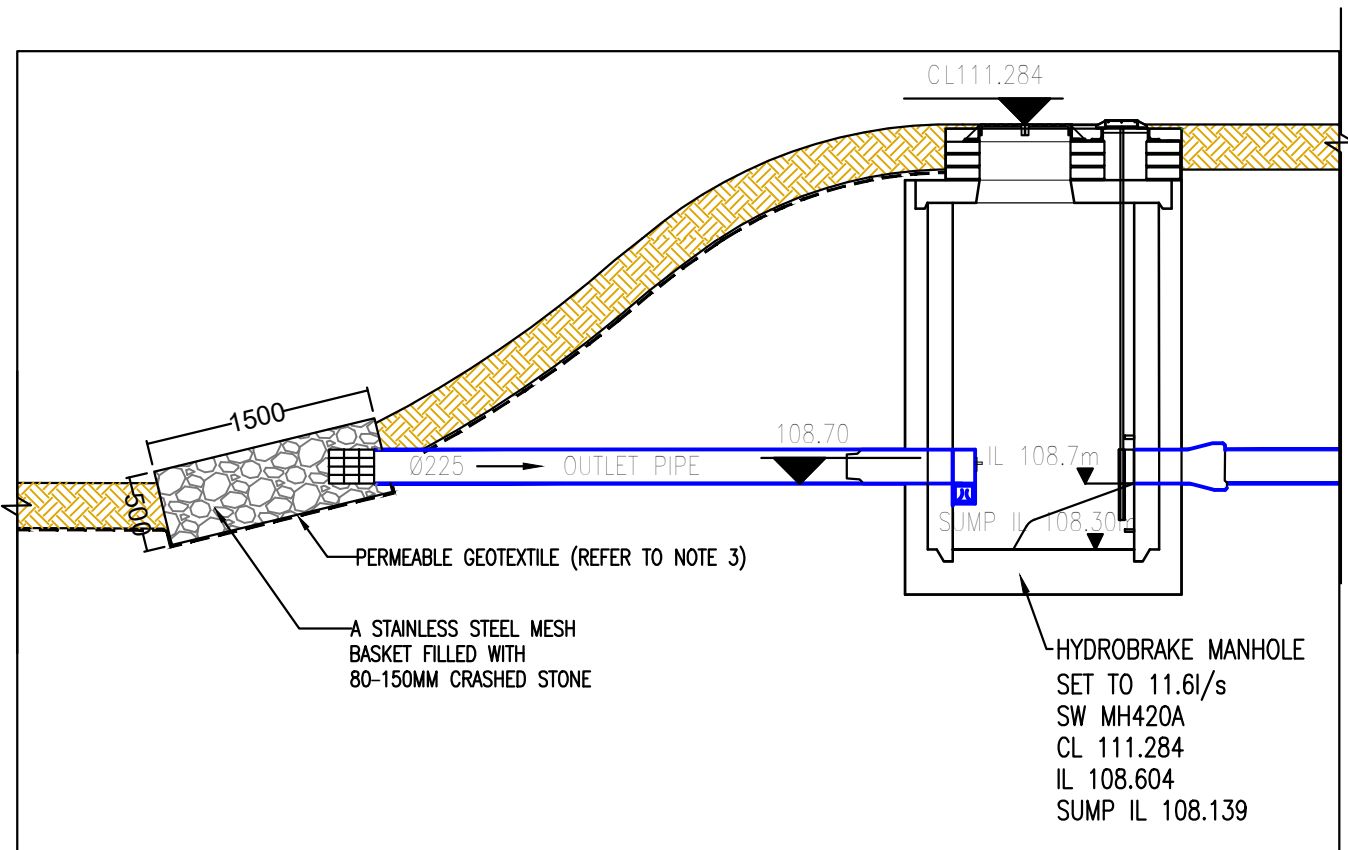
SECTION 3 DB7  
SCALE 1:50



SECTION 4 DB11 SECTION  
SCALE 1:50



SECTION 5 DB11 INLET PIPE SECTION  
SCALE 1:50



SECTION 6 DB11 OUTLET PIPE SECTION  
SCALE 1:50

P1	16/04/25	LRD STAGE 3 PLANNING SUBMISSION	GB	EC	
Amendments					
Project					
WOODTOWN, BALLYCULLEN					
Title					
PROPOSED ATTENUATION SECTIONS SHEET 2 OF 3					
Client					
LAGAN HOMES BALLYCULLEN LIMITED					
Status					
PLANNING					
Designed By	EC	Approved	JG	Waterman Ref	24-007
Drawn By	GB	Date	APRIL 2025	Scales @ A1	AS SHOWN
Project	Originator	Volume	Level	Type	Role
BYCN- WM - 00 -XX-DR- C -P1209					
Revision					P1

BLOCK S, EASTPOINT BUSINESS PARK, ALFIE BYRNE ROAD,  
DUBLIN D03 H3F4 IRELAND. Tel: (01) 864 8900  
Email: info@waterman-moylan.ie www.waterman-moylan.ie

PLANNING

Designed By EC Approved JG Waterman Ref 24-007

Drawn By GB Date APRIL 2025 Scales @ A1 AS SHOWN

Project Originator Volume Level Type Role

BYCN- WM - 00 -XX-DR- C -P1209 P1